


Downloaded from:  
"The Dump" at Scoutscan.com  
<http://www.thedump.scoutscan.com/>



**Editor's Note:**

The reader is reminded that these texts have been written a long time ago. Consequently, they may use some terms or express sentiments which were current at the time, regardless of what we may think of them at the beginning of the 21<sup>st</sup> century. For reasons of historical accuracy they have been preserved in their original form.

If you find them offensive, we ask you to please delete this file from your system.  
This and other traditional Scouting texts may be downloaded from The Dump.



## A Rover Scout Investiture

*Suggested by Lionel J. Bishop*

**T**HE CEREMONY described in this pamphlet is suggested to Rover Scout Leaders and to Rover Crews desiring to use an Investiture Ceremony which is a little more elaborate than that outlined in the Dominion Headquarters publication "The Investiture of a Rover Scout." With minor alterations to suit their local needs, this ceremony is used by many Rover Crews throughout Canada.


---

## A ROVER SCOUT INVESTITURE

---

First of all, it is assumed that the Squire to be invested has passed all the tests, complied with all the other requirements set forth in the Rules, has taken the Vigil, and presented himself for investiture as a Rover Scout.

It is of paramount importance that all taking part should know their work well and have rehearsed the ceremony prior to the actual Investiture.



*Symbols of Service*

### THE SETTING

The members of the Crew, with the exception of the two Sponsors and the Squire to be invested, form up in two lines, facing inward, at a convenient distance from each other. At one end of the lines is a table – referred to hereafter as the “Altar.”

The Altar is covered with a flag bearing the Cross of St. George. On the back of the Altar is placed a metal candle stick, fashioned in the form of a cross, and bearing three unlighted red candles. Immediately in front of this stands a wooden cross, six inches high, having three steps – the whole painted with silver.

On the front of the Altar, from left to right, are arranged a closed metal box containing a rock and some fine sand; a Scout Bible (in which a Rover Shoulder Knot is inserted as a book mark, as follows: green ribbons marking Exodus 20, yellow ribbons marking Matthew 5 and 6, and red ribbons marking Matthew 7); a candle stick bearing a white candle; a pair of Rover Shoulder Straps and an R. S. bar. On the second step of the

---

## A ROVER SCOUT INVESTITURE

---

silver cross lies a Rover Scout buttonhole badge. Across the back of the Altar lies a Thumb Stick.

At the foot of the Altar are the hat, neckscarf (of Group colour) and garter tabs (red) of the Squire to be invested.

In front of the Altar, and about six feet from it, is a kneeling pad.

To the right, and a little in front of the Altar, is a small table covered with a white cloth, and bearing a basin, a ewer of water, and a clean white napkin.

The only other requisite is a Union Jack, which should be folded up and kept out of view until required in the ceremony.

The white candle on the Altar is lighted, but all other lights are dimmed.

### THE CEREMONY

Everything being arranged, two Sponsors bring the Squire into the room and escort him to the end of the lines of Rovers farthest from the Altar. Here they pause for a moment, then all three approach the Rover Leader, who is standing in front of the Altar. Coming to a halt, the Junior Sponsor addresses the Rover Leader in the following words:

**JUNIOR SPONSOR: Sir, we, his sponsors, present to you who was accepted into this Rover Crew as a Squire. He has accomplished the necessary tasks, and has truly and faithfully served his novitiate to the satisfaction of this Crew. He now stands before you desirous of being invested as a Rover Scout.**

The two sponsors then take two paces to the rear of the Squire.

It is customary at this point for the Rover Leader to congratulate the Squire upon the step he is taking. Then taking him by the arm, the Rover Leader leads him to the Altar, saying:

**ROVER LEADER: You will see that we have here the Holy Bible, a lighted candle and a covered box.**

**The Bible is God's book. In it is the true word. It is sometimes called the Volume of the Sacred Law. We, as Scouts, consider the Holy Bible a Guide Book to true Christianity.**

Taking up the Bible in his hands the Rover Leader continues:

**ROVER LEADER: You will note that the Bible is open at the 20th Chapter of Exodus, verses 1-17, where are written the Ten Commandments. These Commandments form the basis of our ten Scout Laws.**

Within the next 24 hours, I would like you to read Matthew, Chapters 5, 6 and 7, because these Chapters have a special significance for Rover Scouts.

I commend this Book to you; in it you will find many stories about men we might term “Rovers of Bible times,” because they rendered Rover service. You may find therein passages which you will not understand. I suggest that you take these to the head of your Church for assistance in interpreting them.

The lighted candle represents our spiritual life. When it was first lighted the flame was small, giving little light, but as the wax fed the wick the flame became larger, giving greater illumination.

When you were born, the influence which you exerted in your limited world was very slight, but with the passing of the years that influence has increased many fold.

When the candle is burnt out it is of no more use. But when your soul leaves your mortal body, your influence lives on. It is therefore important that you so live that that influence may be for the greatest good.

Raising the cover of the metal box, the Rover Leader then continues:

**ROVER LEADER: You see that we have here a box containing a rock and some sand.**

Taking the Bible in hand and opening it at Matthew 7, the Rover Leader says:

**ROVER LEADER: We find in Matthew, Chapter 7, verses 24-27 these words: “Therefore whosoever heareth these sayings of mine, and doeth them, I will liken him unto a wise man, which built his house upon a rock: And the rain descended, and the floods came, and the winds blew, and beat upon that house; and it fell not: for it was founded upon a rock. And everyone that heareth these sayings of mine, and doeth them not, shall be likened unto a foolish man, which built his house upon the sand: and the rain descended, and the floods came, and the winds blew, and beat upon that house; and it fell; and great was the fall of it.”**

I want you to take this parable and apply it to your own life. Instead of placing your life on the sands of instability (Leader touches sand with fingers) build it on the solid rock (Leader touches rock with finger) of **SERVICE, MORALITY and RIGHT LIVING**. Do not let yourself be influenced by men who, though pretending to be your friends, are only interested in using you to gain their own ends. Such men are dangerous, and their moral character is often questionable. Do your utmost to surround yourself with friends of sterling character, who will influence you for good, and be ready to help you at all times.



---

**A ROVER SCOUT INVESTITURE**

---

When you become a Rover Scout we want you to try to live the life a Rover should live – so that, when your days on this earth end, men will say, “He was a good, true Rover, and the world is better because he lived.”

And now I ask you – and you are free to say “No” if you wish: Are you still of the opinion that you desire to be admitted to the World Wide Brotherhood of Scouts as a Rover Scout?

**CANDIDATE:** .....

If the answer is in the affirmative, the ceremony proceeds as follows:

**ROVER LEADER:** Are you, in spite of the difficulties you have had in the past, now determined to do your best to lead a clean life; to be honourable, truthful and straight in all your dealings; clean in what you think about; clean in all that you do; clean in what you say?

**CANDIDATE:** I am;

**ROVER LEADER:** Have you kept your Vigil and carefully thought out what you are doing with your life?

**CANDIDATE:** I have.

**ROVER LEADER:** Do you understand that Service means you will be at all times good natured towards all other people, and will do your best to help them, even though it may not always be convenient or pleasant for you, and that you will expect no reward for so doing?


**CANDIDATE:** I do.

**ROVER LEADER:** Do you understand that by becoming a Rover Scout you are joining a Brotherhood in which we want to help you carry out your ideals, and in which we ask you to obey our Rules and carry out our motto of Service for others?

**CANDIDATE:** I do.

**ROVER LEADER:** In ancient times it was the custom of those about to become Knights to be laved with water, in token of the washing away of past misdeeds and as a sign that they were determined to commence afresh with a clean page. Are you willing to give such a sign, here in the presence of us all?

**CANDIDATE:** I am.



*Humble Service Reaps Reward*

The sponsors again take their places on either side of the Squire and lead him to the table on which rests the ewer and basin. The Squire places his hands together over the basin; one sponsor takes the ewer and pours water over them, while the other takes the napkin and dries the candidate's hands. During this procedure the Rover Leader lights the three red candles on the Altar. The sponsors then lead the Squire to the kneeling pad.

**ROVER LEADER: Understanding these things then, I ask you to make (or renew) your Scout Promise, bearing in mind that you are expected to interpret it not from a boy's point of view, but from that of a man.**

The two sponsors now open the Union Jack behind the Squire, holding it lengthwise at the ends of the Cross of St. George. The Rover Leader bids the Squire to kneel on both knees and place his left hand on the centre of the Cross of St. George, which the two sponsors lower in front of him. The Rover Leader, with his left hand grasps the left hand of the Squire with the flag between the two palms. The sponsors continue holding the flag with their left hands, leaving their right hands free for the salute. The Rover Leader then instructs the Squire to raise his right hand to the shoulder with the fingers forming the

---

## A ROVER SCOUT INVESTITURE

---

Scout sign, doing likewise, himself. The remainder of the Crew thereupon come to the *full* salute,

**ROVER LEADER: Repeat after me, “I, (Squire gives his names), promise (or have promised) on my honour that I will do my best.....**

**To do my duty to God and the King,**

**To help other people at all times,**

**To obey the Scout Law.”**

The senior sponsor now drops his end of the flag, the junior sponsor gathers it up and hands it to one of the Rovers at the side.

The Rover Leader then takes the new Rover Scout (still kneeling) by the left hand and gives him a buffet on the left shoulder with the right hand, saying:

**ROVER LEADER: I trust you on your honour to keep (or to continue to keep) your Promise, and give you the buffet which the Knights of old received to remind you, as it did them, that you have one tender point, namely your Honour. Nothing should be more quickly felt than an imputation against your Honour.**

The Rover Leader, still grasping the Squire's left hand, places his right hand under the Squire's left elbow, helps him to his feet, saying:

**ROVER LEADER: Rise, Rover Scout.**

Taking the shoulder knot from the Bible, and pointing out that it is the same shoulder knot that was used as the book mark in the earlier part of the ceremony, the Rover Leader continues:

**ROVER LEADER: In this shoulder knot of yellow, green and red, you see the colours of the three sections of our Brotherhood. Let it remind you of your duty to your younger brothers, and of your responsibility, as a Rover Scout, to set them at all times an example worthy of your best self.**

The Rover Leader pins the shoulder knot on the Rover's left shoulder and hands him his R. S. bar. At the same time the sponsor place the shoulder straps on his shoulders and the red garters on his stockings.

### PRESENTATION OF THE THUMB S'TICK

The Rover Mate of the new Rover's Patrol presents the thumb stick with these words:



---

## A ROVER SCOUT INVESTITURE

---

**ROVER MATE:** This Thumb Stick is to assist you over the rough places of Roving. Note that it has two prongs, similar to the two paths, which confront you in times of temptation. Baden-Powell says "It is up to you to paddle your own canoe through life." Therefore, in times of temptation, we expect you as a Rover to take the right course, even though it may be the most difficult. A Rover has an example to set, not only to the Cubs and Scouts, but to the whole world. We feel that you will justify our trust in you to set that example.

### SPONSOR'S CHARGE

**SENIOR SPONSOR:** By your actions and words you have signified that you are prepared and willing to render service. Are you prepared and willing to perform your first act of service as a newly invested Rover?

**ROVER SCOUT:** I am.

**SENIOR SPONSOR:** Then you will lave and dry your Rover Leader's hands as a token that you are prepared and willing to go out and do service as a member of this Rover Scout Crew.

### PRESENTATION OF ROVER SCOUT BADGE

After his hands have been laved, the Rover Leader will take the Rover Buttonhole Badge, and holding it in his hand address the newly invested Rover as follows:

**ROVER LEADER:** There were two outstanding Knights in King Arthur's Court, Sir Lancelot and Sir Galahad.

Sir Lancelot was the King's favorite, and he was most highly respected and feared of all men. He was considered the best and bravest of all the fighting knights in the Court. He was often sent by the King to administer punishment, sometimes even death, to persons who had broken the Laws of God and man.

The other Knight was Sir Lancelot's son, Sir Galahad, who was considered the best Christian Knight in the World.

Previous to his investiture as a Knight, it was customary for the Squire to spend a whole night before the Altar – his "Vigil."

When Sir Galahad walked to the Altar, he walked with his sword erect, being proud that on the morrow he would be a Knight, but as he approached the Altar he realized that he was in the presence of the King of all Kings, so he reversed his sword, and held up the hilt as a sign of submission to God. Then he drew his sword to his lips and kissed it. Extending it again, he offered his services as a Knight to God. Sir Galahad then sheathed his sword as a Knight of Peace.

---

## A ROVER SCOUT INVESTITURE

---

Sometime after Sir Galahad became a Knight, he rested from dark until dawn in an Abbey. In the morning a Monk came to him and said "Here is a shield which is for the best Knight in all the World." Sir Galahad knew that other men had taken this same silver shield and had fought many battles and had been killed, but he took it, and with it fought many battles, and always came off victorious.

It was customary in those days for a Knight to have his Crest or Emblem on his shield or armour, so that other Knights would know with whom they were fighting.

Sir Galahad did not know for a long time what to place on his shield. Being a Christian, he wanted something emblematic of his belief. He finally chose for his emblem the sign of the Cross on which Christ was crucified, and this was emblazoned on his shield in red.

We are told that the Crusaders took their Cross from the Cross of St. George, and that St. George took his Cross from the shield of Sir Galahad. Therefore the Cross embodied in the Union Jack on which you placed your hand when you made your Promise as a Rover Scout is emblematic of the Sacred Cross. (Rover Leader points to the Cross on the Altar.)

You are now standing as a fully dressed Rover, but this little badge is your emblem to wear on your civilian clothes. I ask you to wear it, remembering that this badge has disgraced no man, and I ask you not to disgrace it.

Rover Leader shakes hands with the newly invested Rover, Scout saying:

**ROVER LEADER:** Go forth into the world in peace; be of good courage; hold fast to that which is good; render to no man evil for evil; strengthen the faint-hearted; support the weak; help the afflicted; honour all men, fear no man as long as your conscience is clear.

### PRAYER

The newly invested Rover kneels on both knees on the kneeling pad; the rest of the Crew kneel on the right knee. The Rover Leader or Chaplain kneels behind the newly invested Rover and repeats the following prayer:

**ROVER LEADER or CHAPLAIN:** Our gracious God and Father, we praise Thy name for all Thy mercies; for life itself, for all the gifts of body, mind and spirit; for our homes and comrades, for our work and recreation; we give Thee thanks.

Without Thee, O God, nothing is strong, nor pure, nor holy, so at this time we supplicate the blessing of Thy presence and the guidance of Thy Holy Spirit. Thou, O God, hast heard the vows taken by this Thy servant in Thy presence

---

## A ROVER SCOUT INVESTITURE

---

**and before witnesses. Give him grace to fulfill these promises throughout the days that are to come. May order and cleanliness characterize all his habits, and cheerfulness, kindness, chivalry and honour be manifest in his spirit. Enable him amid all circumstances to be loyal to the Ideals of Scouting and this Rover Scout Crew. So shall his own life be enriched, and become a blessing to his friends and his country.**

**These blessings we ask in the name of Him who taught us to pray:**

**"Our Father who art in Heaven, hallowed be Thy name; Thy kingdom come; Thy will be done on earth as it is in Heaven. Give us this day our daily bread; and forgive us our trespasses, as we forgive them that trespass against us; and lead us not into temptation: but deliver us from evil. Amen."**

**Scout silence.**

**May the Lord bless thee and keep thee; the Lord make his face to shine upon thee and be gracious unto thee; the Lord lift up the light of his countenance upon thee, and give thee peace. Amen.**

### NOTES

Some Crews have the sponsors go to the home of the Squire and escort him to the den, staying with him through the service, and returning with him to his home.

This Ceremony may appear rather long at first sight, but without rushing, it can be put on in about twenty minutes. We must not forget that a proper, serious investiture is long remembered by the person invested.

It is suggested that either the Rover Leader or the Crew present a copy of the picture, "The Vigil," to the Rover; at some later date. For sizes and prices see current Scout catalogue.

Most Crews like to present a copy of the ceremony to the newly invested Rover. With this in mind, a Certificate of Investiture has been included in this booklet.

In the case of Roman Catholic Squires it is suggested that a crucifix be used in place of the small wooden cross and that a Roman Catholic Bible be placed in front of it. On page eight, the Senior Sponsor should say: "Then you will lave and dry the hands of your Chaplain as a token that you are prepared and willing to go out and do service as a member of this Rover Scout Crew."

For the investiture of Jewish Squires, suggestions for an alternative ceremony will be furnished by Provincial Headquarters on request.



I call upon you as a ROVER SCOUT  
to enter into life as into a joyous  
adventure, facing difficulty with a  
smile and lending a hand in helpful  
Service unto others.

—Baden-Powell of Gilwell

<sup>made</sup>  
<sup>renewed</sup> his Scout Promise before  
me and was Invested as a Rover  
Scout on the  
day of  
Nineteen Hundred and Forty.....

.....  
Rover Scout Leader

.....  
Crew